

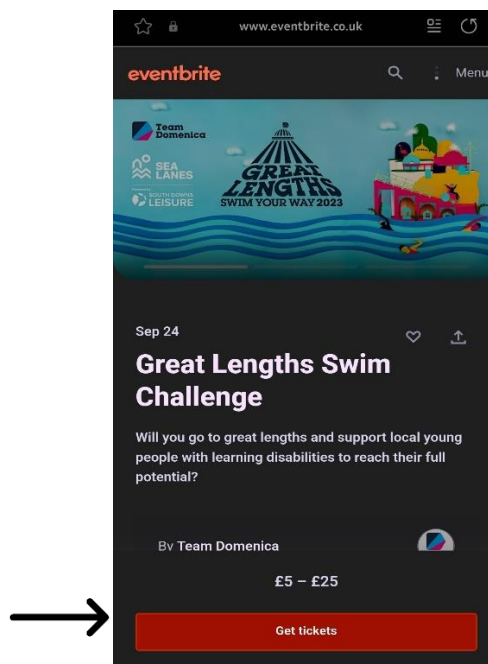
GREAT LENGTHS - REGISTRATION



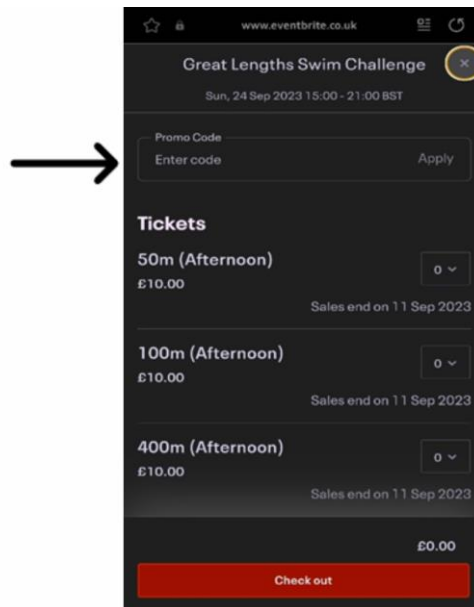
1. Scan the QR code.

This will take you to the [Eventbrite](#) page with all the details of the event.

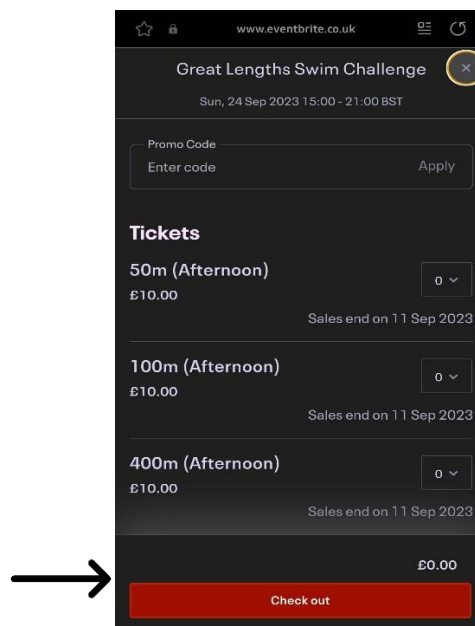
Scroll through the page to learn more about the challenge.



2. To purchase your ticket, click on 'Get Tickets'.



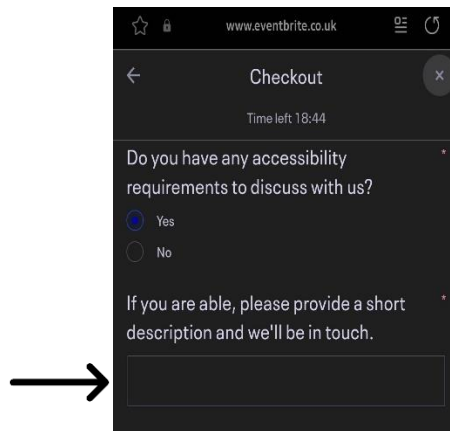
3. Do not forget to add your promo code (if applicable) on the box on top where it says, 'Enter Code' and press *Apply*.



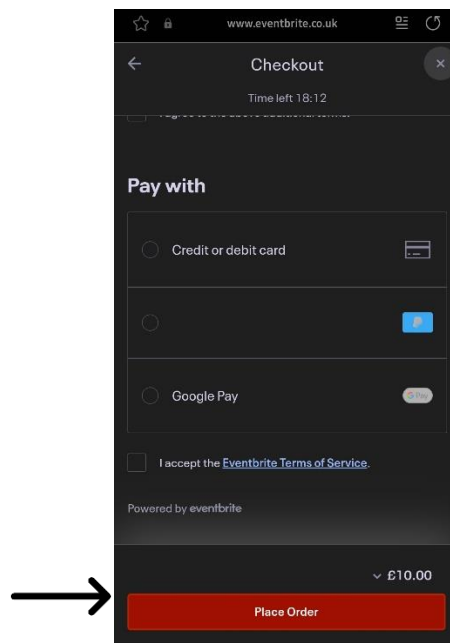
4. Now select your Distance (50m,100m,400m...) and Time (afternoon or evening) and then '*Check out*'.

This page requires you to provide – Billing information, contact information, and Birth date.

5. Please answer the questions that display after Checkout.



- Do you have any accessibility requirements to discuss with us?
If yes, please explain your requirements in the box given (e.g., if you need the support of a support worker, guardian or carer)
- Emergency contact should be an adult who is your guardian, carer or friend who can be contacted in case of any emergency need during the event.



6. Now choose the method of payment, and press *Place Order*.